

1.35~15W 150~500mA 9~45Vdc

- Dimming interface: 0-10V (1-10V/PWM/RX).
- Built-in single chip, automatic recognition of 0-10V, 1-10V input signal.
- T-PWM™ digital dimming, present a perfect visual experience.
- Flicker-free (IEEE-PAR 1789), achieve the level of exemption assessment.
- Innovative thermal management technology, intelligent power life protection .
- Dimming range: 0~100%, LED start dimming from < 0.1%.
- Multi-current & wide voltage, suitable for different power LED.
- Over load / Over-heat / Short circuit / Over voltage protection, recover automatically.
- Class 2 power supply. Full protective plastic housing.
- Compliant with Safety Extra Low Voltage standard.
- Suitable for internal lights application for I / II / III.





4 in 1 dimming
0-10V
1-10V
PWM
RX

T-PWM™
Super depth dimming technology

Flicker-free
IEEE-PAR 1789

Dimmable:
0.1%~100%

SELV



Specification

Output

Output Voltage: 9-45Vdc
Max Output Voltage: 48Vdc
Output Current: 150-500mA
Output Power Range: 1.35W-13W
Fluctuation Level: Exemption assessment level.
Dimming Range: 0~100%, dimming depth: <0.1%
PWM Frequency: ≤3600z
LF current ripple(<120Hz): <2%
Current Accuracy: ±5%

Output Current:	150mA	200mA	250mA	300mA	350mA	400mA	450mA	500mA
Output Voltage:	9-45V	9-45V	9-45V	9-45V	9-43V	9-38V	9-34V	9-30V
Output Power:	1.35-6.75W	1.8-9W	2.25-11.25W	2.7-13.5W	3.15-15.05W	3.6-15.2W	4.05-15.3W	4.5-15W

Input

Dimming Interface: 0-10V(1-10V/PWM/RX)
Input Voltage Range: 200-240Vac
Frequency: 50/60Hz
Input Current: 0.16A@230Vac
Efficiency (typ.): 83%
Inrush Current(typ.): Cold start 45A at 230Vac (twid=120µs measured at 50% Ipeak)
Control surge capability: L-N: 1kV
Leakage Current: <0.24mA/230Vac

Protection

Over-heat Protection: Intelligently adjusting or turning off the output current if the PCB temperature ≥110°C. auto recovers.
Over Load Protection: Power limit when Max. power loaded≥108%, auto recovers.
Short Circuit Protection: Shut down automatically if short circuit occurs, auto recovers.
Over Voltage Protection: Protection start if exceed non load voltage value, auto recovers.

Safety & Emc

Withstand Voltage: I/P-O/P: 3750Vac
Isolation Resistance: I/P-O/P: 100MΩ/500VDC/25°C/70%RH
Safety Standards: IEC/EN61347-1, IEC/EN61347-2-13
Strobe Test Standard: IEEE-PAR 1789

Others


Dimension: 167×41×32mm(L×W×H)
Packing: 168×43×35mm(L×W×H)
Weight(G.W.): 135g±10g

Environment

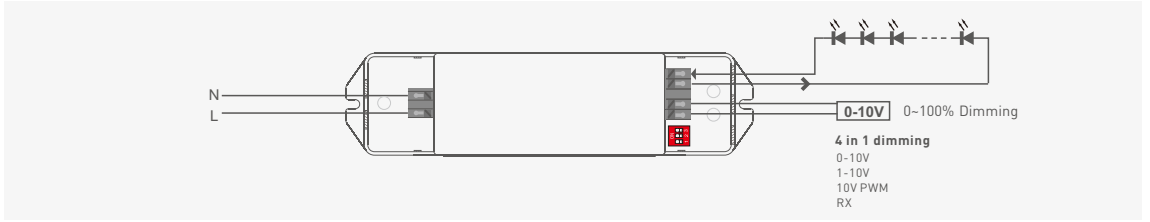
Working Temperature: ta: -20°C ~ 50°C tc: 75°C
Working Humidity: 20 ~ 95%RH, non-condensing
Storage Temp., Humidity: -40°C ~ 80°C, 10-95%RH
Temp. Coefficient: ±0.03%/°C (0-50°C)
Vibration: 10-500Hz, 2G 12min./1cycle, period for 72min. each along X, Y, Z axes.

Dimensions

Unit : mm



Wiring Diagram



LED Current Selection

DIP switch for 8 optional currents' quick selection.

DIP switch	↓ ↓ ↓	↓ ↓ ↑	↓ ↑ ↓	↓ ↑ ↑	↑ ↓ ↓	↑ ↓ ↑	↑ ↑ ↓	↑ ↑ ↑	↑	↓
Output Current	150mA	200mA	250mA	300mA	350mA	400mA	450mA	500mA	ON	OFF
Output Voltage	9-45V	9-45V	9-45V	9-45V	9-43V	9-38V	9-34V	9-30V		

* After current setting by DIP switch, power off and then power on to make the new current effective.

* E.g. LED 3V/pcs: 9-45V can power 3-15pcs LEDs in series, 9-30V can power 3-10pcs LEDs, the max quantity of LEDs in series will be subject to the actual voltage of LED.